

PEPID CONNECT ONLINE TUTORIAL

pepid.com

This tutorial will familiarize you with PEPID Connect available on any modern web browser.

Getting Started: Login

As a reminder, in order to access the PEPID application, you will need to log into your PEPID account using the email address and password you provided upon signing up. If you've forgotten your password, please click "[Forgot Password](#)" on the [login screen](#). If further assistance is needed, please contact PEPID Support at support@pepid.com or live chat with us on our site.

Login here: www.pepidconnect.com

Visible once logged in, the suites dashboard consists of icons representing all purchased and available PEPID suites. You can always return to this page to access different suites by clicking the PEPID logo. Select a suite to continue.

Navigating Suite Content

The suite home page consists of a search bar, navigation bar, favorites, and table of contents.

START HERE!
The search for anything search bar

NEED HELP?
View detailed instructional material or contact us

NAVIGATION BAR

FAVORITES & NOTES

HISTORY
Keep track of your recently visited pages

TABLE OF CONTENTS

The screenshot shows the PEPID Connect website interface. At the top, there is a search bar with the placeholder text "search for drug, disease, lab, etc.". Below the search bar is a navigation bar with various menu items: Favorites/Notes, Content, Drug Interactions, Drug-Allergy Checker, Medical Calculators, DDI, Lab Manual, Pill Identification, News & Alerts, and More. The main content area is divided into two columns. The left column is titled "Favorites" and lists items like "Cardiology and Vascular Disorders", "Equations, Formula, Normal Values", "General Intravenous Dosing Calculators", and "Povidone-Iodine (Betadine)". The right column is titled "PEPID Suite" and lists various resources such as "What's New", "Gerontological Nursing Index", "Nursing Sections", "Nursing Procedures", "Acute Care Reference", "Pharmacology", "Evidence Based Medicine", "Medical Calculators", "Lab Manual", "Illustrations", "Authors and Contributors", and "Disclaimer". Below this is an "Overview" section with links to "Gerontological Nursing Overview", "Geriatric Assessment", "Disease Prevention/Health Maintenance", "Pain", "Pharmacology", "Reference of Lab Values", "Geriatric Multisystem Syndromes", and "Palliative/End of Life Care".

The Search Bar

The search bar is the most effective way to get around PEPID.

Try searching by either:

- Entering a few letters of the term
- Entering keyword(s)

As you begin to type, your results will automatically populate beneath the search bar. Simply type until you see your desired result, and then click to select.

Medical & Drug Content Cards

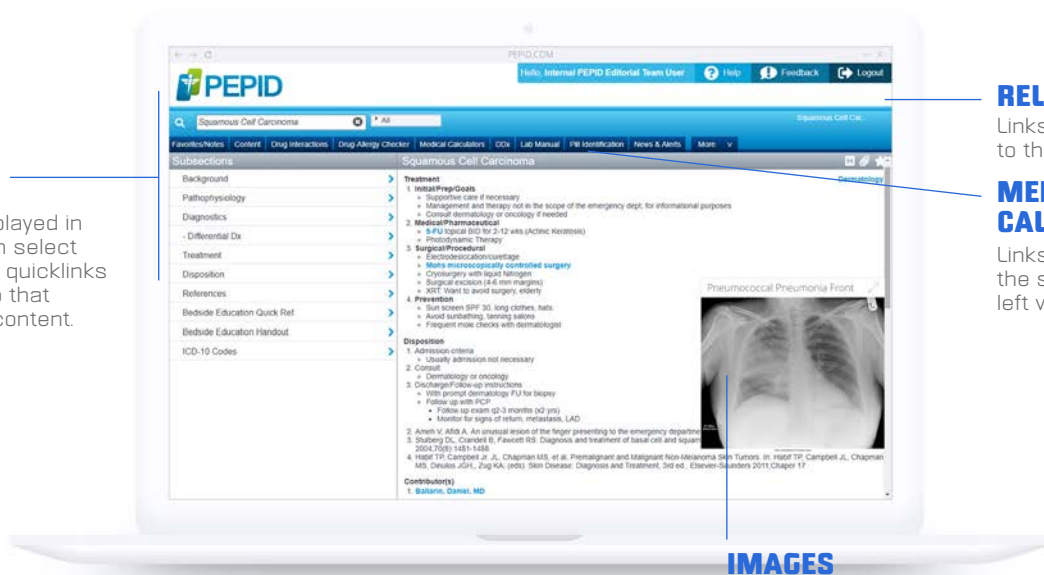
Medical & drug content cards generally are arranged by background, pathophysiology, diagnosis, treatment, disposition, prevention, patient education and/or nursing considerations as relevant to the card and suite.

Bold blue text indicates a link to more information, such as:

- Topics
- Labs
- Illustrations
- Calculators
- Evidence-based inquiries
- Embedded dictionary definitions

QUICKLINKS

Subsections are displayed in the left pane. You can select any section from the quicklinks to quickly navigate to that section in the main content.



RELATED TOPICS

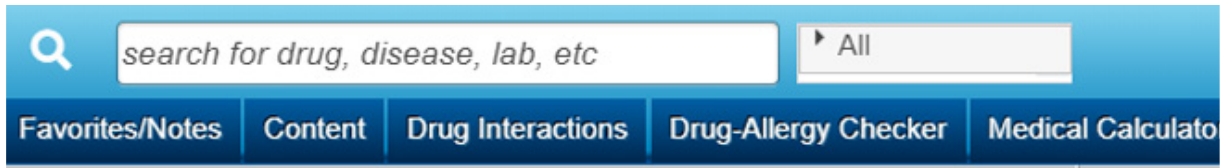
Links to broader topics related to the current page.

MEDICAL & DOSING CALCULATORS

Links can be clicked to open the specific calculator in the left viewing pane.

IMAGES

You can click on any link that says "Image" to open the image in the center of your screen. You can also click and drag the image around.



Tools

Select the dark blue buttons below the search bar to navigate to a specific tool.

Try switching between a few of the available tools:


- Favorites / Notes
- Content (Table of Contents)
- Drug Interactions (Drug Interactions Checker)
- Drug-Allergy Checker
- Medical Calculators (Medical & Dosing Calculators)
- DDX (Differential Diagnosis Generator)
- Lab Manual
- Pill Identification
- News & Alerts
- More Tools: ICD-10 Lookup, Adverse Drug Reaction Lookup, Indications Checker, IV Compatibility Tool, and Medical Dictionary

Favorites & Notes



[Favorites](#) are used to bookmark your most visited topics or any topic you would like to quickly access, while [Notes](#) allow you to annotate entries with your own information.


To Favorite an entry:

Click the white star ☆ to the top right of the page. The star will display as yellow ★ when you are on a favorited topic. You can click this star again to unfavorite an entry. To access your favorites later, simply return to the Favorites/Notes tab in the navigation.



To add a note:

- Notes are added to individual content cards by clicking the paperclip icon  (left of the favorites star icon).
- Enter a title and your note content, and click "Save". The paperclip icon will display as yellow  when notes are saved. The paperclip icon can be clicked again to edit or delete the note.

To access your saved notes, select Favorites/Notes and click on the text "Favorites" in the gray bar. 

To delete a note, click on the paperclip icon on the right side of the note. Then select "Delete".

Institutional notes:

If you are signed in through an institution account, there may be institutional notes available through the PEPID app. You will need a username, password and your institution name to access these notes. Please contact your institution for login credentials.

Table of Contents

Labeled "Contents" in the navigation, Table of Contents is the main breakdown for all the information in your suite. It allows you to easily select a specialty, then view all related topics.

Drug Interactions Checker

PEPID's Drug Interactions Checker is a simple, effective way to screen for potential drug interactions.

The screenshot displays the 'Drug Interactions Checker' interface. On the left, a search bar contains 'add a drug, OTC, herbal, etc'. Below it, 'Selected Drugs' includes CLARITHROMYCIN, FLUOXETINE, SIMVASTATIN, and TRAZODONE. A list of 17 interactions is shown, with the top one being 'TRAZODONE by FLUOXETINE-pk' (warning level 4). The right pane shows the 'Interaction Monograph' for 'Pharmacokinetic Interaction' between Trazodone and Fluoxetine. The monograph details the mechanism of interaction (inhibition of CYP2D6), the effect (increased Trazodone levels and risk of QT syndrome), the level of concern (Level 4), and recommended actions (dose reduction, monitoring, and alternative drugs like Ramelteon or Fluoxetine). The source of recommendation is noted as 'pa: predicted and recognized drug/drug interaction based on pharmacokinetic or pharmacodynamic principles'.

Try it!

- Type the first few letters of a drug, herbal, over-the-counter medication or food in the search field. Choices will begin to display automatically.
- Click to select a drug. Each selection will be added to the list below.


Interactions are shown below with colored warnings that are listed in order of decreasing severity ("5" = severe interaction. "1" = low interaction). A circled exclamation point indicates a duplicate therapy, helping you prevent potential duplications in your drug treatment.

Rankings are defined as:

- !** - Duplicate therapy
- 5** - Never use this combination under any circumstances
- 4** - High likelihood of a serious or life-threatening interaction contraindicated unless benefits outweigh risks and no other alternatives available
- 3** - Possible serious or life-threatening interaction monitor closely use alternatives if available

2 - Significant interaction possible monitor closely

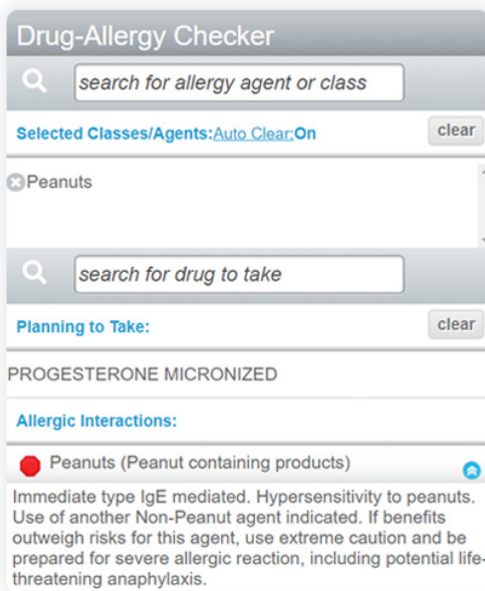
1 - Minor or insignificant interaction

To learn more about an interaction, click the arrows  to the right of the detected interaction. Open the interaction monograph by clicking [More Info](#).



To clear your choices, click on the blue trash can next to your search bar. Your selection list will empty.

Drug Allergy Checker

Similar to the Drug Interactions Checker, the Drug Allergy Checker screens for potential allergic reactions.



Try it!

- In the upper search bar enter the first few letters of the known allergy (class or agent) and make a selection from the list that populates below it as you type. Repeat for all known allergies.
- Once you've entered your known allergy history, in the search bar below, enter the drug, food, class, agent or "other" that the patient is planning to take. Potential allergy results will display under the "Interactions" subhead alongside a red hexagon .
- **To learn more about an interaction**, click arrows  to the right of the detected interaction.

Medical & Dosing Calculators

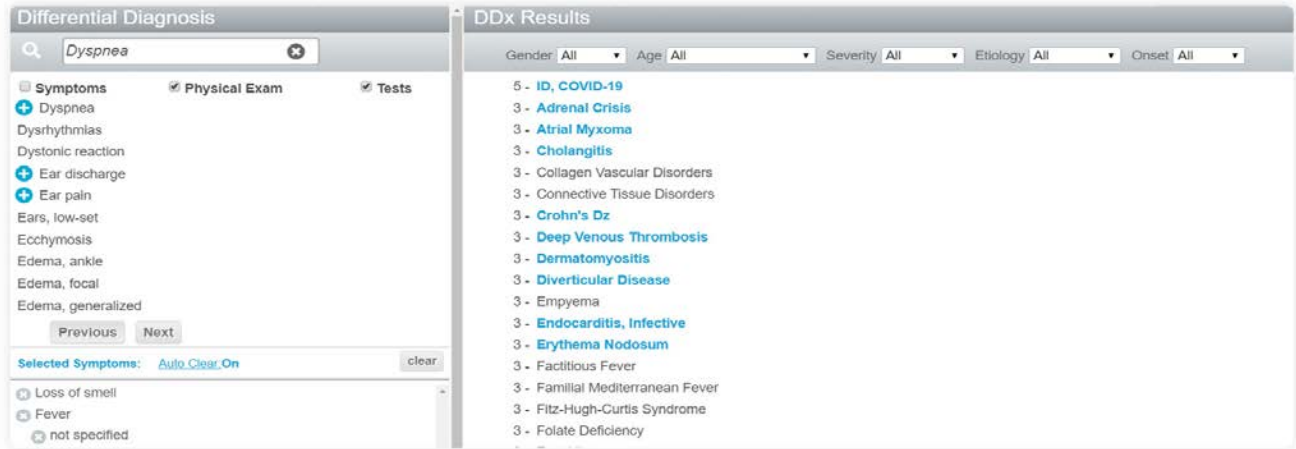
PEPID features more than 400 medical calculators and 3,000 weight-based and IV drip rate dosing calculators, all directly linked to their relevant entries.

Try it!

- Select the "Medical Calculators" tab in the navigation.
- To search for a specific calculator, begin typing the first few known letters in the search bar until your desired calculator displays, then select it.
- Fill out the relevant calculator dropdowns and fields, then click the gray buttons below to get the results.

Differential Diagnosis Generator (DDx)

Our Differential Diagnosis Generator, or DDx, "generates" a list of potential diagnoses by a patient's gender, age, symptoms and/or symptom severity.



Try it!

Type a symptom in the search bar below "Differential Diagnosis," then click the symptom to select it. Repeat for all symptoms.

- Should you wish to filter your search, select the checkboxes above the left panel.
- If the selected symptom has any subsymptoms, the subsymptom options will show and be selectable (e.g., if choosing "Weight," the subsymptoms "Gain" and "Loss" will appear).
- Results immediately populate on the right hand side. Select a result with blue text to go directly to the related PEPID content card, or click the + icon to see subsymptoms.
- Diagnoses are ranked by likelihood ("5" = more likely, "1" = less likely). You may filter your search results further by age, etiology, gender, onset and/or severity by using the dropdowns above the possible diagnoses.

Lab Manual

The lab manual provides critical values and normal ranges for common lab tests. It also lists conditions and medications associated with atypical levels of measured factors. The Lab Manual Index displays an alphabetical list of all of PEPID's laboratory monographs.

You can search for individual labs using the primary search bar or by selecting a lab by type from the list.

The Pill Identification Tool

Pill Identification Tool allows you to access possible matches to a pill based on common identifiers. This tool has five fields to help you more accurately narrow your search results. Not all fields need to be populated to find results.

Pill Identifier

123 Imprint: ?

Score:

Shape 1:

Color 1:

Color 2:

Matches:

[Auto Clear](#) On

Result Matches

DIOVAN
Shape: OVAL
Color: RED
Generic: VALSARTAN
Score: 1
Size: 10 mm
Imprint: NVR DV

TEKTURNA
Shape: OVAL
Color: RED
Generic: ALISKIREN HEMIFUMARATE
Score: 1
Size: 18 mm
Imprint: NVR IU

Enter the numbers or letters from your pill, separate with a semicolon (;)

9|3 7285

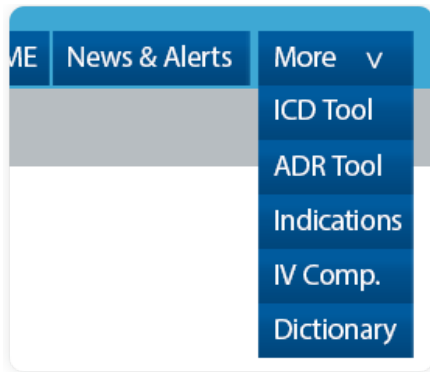
Example:
9;3;7285 or
7285;9;3

*You can search by partial imprint

Example:
9;72 or 3;85

- **Imprint:** Type any imprinted text on the pill into the input field. Even a partial imprint can produce results. If there is a divider or space between the numbers on the pill, separate them with a semicolon (;).
- **Score:** To search score types select the down-facing arrow and select your score options, or leave it at "all".
 - "1" indicates one section with no score.
 - "2" indicates two sections with a single score.
 - "3" indicates three sections with a split score or two scores in a row.
 - "4" indicates four sections with two intersecting scores or three scores in a row.
- **Shape:** Select the down-facing arrow and select the closest pill shape from the menu.
- **Color 1:** Select the down-facing arrow and select the closest primary pill color.
- **Color 2:** If a second color exist on the pill, select the down-facing arrow and select the closest second color from the dropdown.

Once pill characteristics are defined, select the "See Results" button to view possible results. **The maximum number of results that can display is 250.** If a picture isn't available, a graphic representation is provided.



"More" Tools

To access more tools, hover over rightmost "More" button and select one of the following tools:

- ICD-10 Lookup
- Adverse Drug Reaction Lookup
- Indications Checker
- IV Compatibility
- Medical Dictionary

Adverse Drug Reaction Lookup

Adverse Drug Reaction Lookup allows providers to search for a specific drug's adverse reactions, side-effects, precautions, and important information. This tool has two types of views, the "Clinician" view and the "Patient" view.

The "Clinician" view provides a quick overview of adverse drug reactions for verbal communication or therapy research. The "Patient" view is meant to provide easy access to the most vital information about drugs for patient discharge papers.

Both views have a "Copy to Clipboard" button that easily copies all content in the current ADR view to your computers clipboard. Use the command "Ctrl + V" on your keyboard to paste the text in any text field.

A screenshot of the Adverse Drug Reaction Lookup tool in the Clinician view for METOPROLOL. The interface has a dark blue header with 'Clinician' and 'Patient' tabs. Below the tabs, the drug name 'METOPROLOL' is displayed. A 'BLACK BOX WARNING: Cardiac ischemia after abrupt D/C' is shown. A list of adverse reactions is provided, including dizziness (10%), headache (10%), tiredness (10%), depression (5%), diarrhea (5%), pruritus (5%), bradycardia (3%), dyspnea (3%), cold extremities (1%), constipation (1%), dyspepsia (1%), heart failure (1%), hypotension (1%), nausea (1%), and wheezing (1%). A clipboard icon is visible in the top right corner.

A screenshot of the Adverse Drug Reaction Lookup tool in the Patient view for METOPROLOL. The interface has a dark blue header with 'Clinician' and 'Patient' tabs. Below the tabs, the drug name 'METOPROLOL' is displayed. The 'Side effects' section lists dizziness or lightheadedness, tiredness, and depression. The 'Precautions' section includes a link 'Before taking metoprolol:' and a warning to tell the doctor and pharmacist if allergic to metoprolol, acebutolol (Sectral), atenolol (Tenormin, in Tenoretic), betaxolol, etc. An 'IMPORTANT WARNING' section states: 'Do not stop taking metoprolol without talking to your doctor. Suddenly stopping metoprolol may cause chest pain or heart attack. Your doctor will probably decrease your dose gradually.' A hand cursor is pointing to the clipboard icon in the top right corner.

Try it!

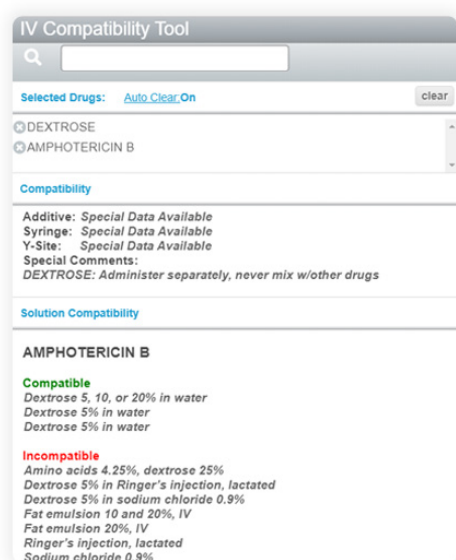
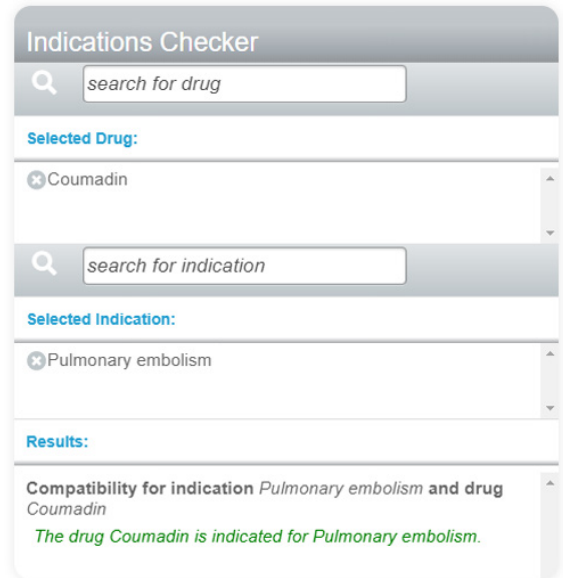
- Search for any drug from the PEPID Drug Database.
- Toggle between the Clinicians and Patient view.
- Click the clipboard button to copy the information to your clipboard.
- Paste the copied Information to any document or text field.

Indications Checker

The Indications Checker can be used to discover alternative therapies, view labeled indications, common off-label uses, and verify drug-indication compatibility. Drugs, supplements or substances can be searched in various dosage forms or by routes of administration.

Try it!

- Open Indications under the "More" button in the main navigation.
- You can search for indications by drug, therapies by indication, or verify a drug and indication.
- To search for indications, begin by typing a drug, supplements, or substances in the "search for drug" searchbar. Select the drug from the populated list you would like to view indications for.
- To search for therapies by indication, begin by typing an indication in the "search for indication" searchbar.
- When adding both search terms, results will update in the "Results:" section as indicated or not indicated.



IV Compatibility Tool

The IV Compatibility Tool provides IV compatibility information for drug-solution and drug-drug solution combinations.

Try it!

- Type the first few letters of a drug in the search toolbar, and select your drug from the choices that begin to display. Do the same for your second paired drug.
- Additive, syringe and Y-site compatibility results, and any comments, will display below your selections.

This concludes our tutorial. If further assistance is needed, please contact PEPID Support at support@pepid.com or live chat with us on our website